

\*Wear the proper

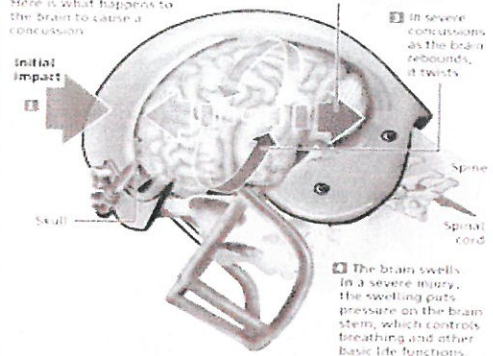
equipment for each sport  
and make sure it fits well.

\*Follow the rules of the  
sport and the coach's rule  
for safety.

\*Use proper technique.

### Anatomy of a concussion

Here is what happens to  
the brain to cause a  
concussion



Sources: Dr. Jay Rosenberg of Kaiser Permanente Medical Center Neurology  
American Academy of Neurology, "The Human Body"

MARK NORDIN THE SEATTLE TIMES

If you have a suspected concussion, you should NEVER return to sports or recreational activities on the same day the injury occurred. You should not return to activities until you are symptom-free and a health care provider experienced in managing concussion provides written clearance allowing return to activity. This means, until permitted, not returning to:

- Physical Education (PE) class,
- Sports conditioning, weight lifting, practices and games, or
- Physical activity at recess.

## What should you do if you think you have a concussion?

1. Tell your coaches and parents right away. Never ignore a bump or blow to the head even if you feel fine. If you experience symptoms of a concussion, you should immediately remove yourself from practice/play. Tell your coach right away if you think you or one of your teammates might have a concussion.
2. Get evaluated by a health care provider. A health care provider experienced in evaluating for concussion can determine if you have a concussion, help guide management and safe return to normal activities, including school (concentration and learning) and physical activity. If you have been removed from a youth athletic activity because of a suspected or confirmed concussion or head injury you may not participate again until evaluated by a health care provider and you receive written clearance to return to activity. You must provide this written clearance to your coach.
3. Give yourself time to get better. If you have had a concussion, your brain needs time to heal. While your brain is still healing, you are much more likely to have a repeat concussion. It is important to rest until you receive written clearance from a health care provider to return to practice and play.

## Why should you tell someone about your symptoms?

1. Your chances of sustaining a life altering injury are greatly increased if you aren't fully recovered from a concussion or head injury.
2. Practicing/playing with concussion symptoms can prolong your recovery.
3. Practicing/playing with a concussion can increase your chances of getting another concussion.
4. Telling someone could save your life or the life of a teammate!

## Tell your teachers

Tell your teachers if you have suffered a concussion or head injury. Concussions often impair school performance. In order to properly rest, many students often need to miss a few days of school immediately following a concussion. When you return to school after a concussion you may need to:

- Take rest breaks as needed,
- Spend fewer hours at school,
- Have more time allowed to take tests or complete assignments,
- Suspend your physical activity (PE class and/or recess)
- Suspend your extracurricular activities (band, choir, dance, etc)
- Reduce time spent reading, writing, or on the computer.

To learn more about concussions, go to:

[www.cdc.gov/Concussion](http://www.cdc.gov/Concussion); [www.wiaawi.org](http://www.wiaawi.org); [www.nfhs.org](http://www.nfhs.org)








## DANGER SIGNS

Be alert for symptoms that worsen over time. Your child or teen should be seen in an emergency department right away if s/he has:

- One pupil (the black part in the middle of the eye) larger than the other
- Difficult to arouse
- Severe headache or worsening headache
- Weakness, numbness, or decreased coordination
- Repeated vomiting or nausea
- Slurred speech
- Convulsions or seizures
- Difficulty recognizing people or places
- Increasing confusion, restlessness, or agitation
- Unusual behavior
- Loss of consciousness (even a brief loss of consciousness should be taken seriously)



Children and teens with a suspected concussion should NEVER return to sports or recreation activities on the same day the injury occurred. They should delay returning to their activities until a health care provider experienced in evaluating for concussion says they are symptom-free and provide written clearance to return to activity. This means, until permitted, not returning to:

- Physical Education (PE) class,
- Sports conditioning, weight lifting, practices and games, or
- Physical activity at recess.


## What should I do if my child or teen has a concussion?

1. Seek medical attention right away. A health care provider experienced in evaluating for concussions can direct concussion management and review when it is safe for your child to return to normal activities, including school (concentration and learning) and physical activity. If your child or teen has been removed from a youth athletic activity because of a suspected or confirmed concussion or head injury, they may not participate again until he/she is evaluated by a health care provider and receives written clearance to participate in the activity from the health care provider.
2. Help them take time to get better. If your child or teen has a concussion, her or his brain needs time to heal. Your child or teen should limit activities while he/she is recovering from a concussion. Exercising or activities that involve a lot of concentration, such as studying, using a computer, texting, or playing video games may worsen or prolong concussion symptoms (such as headache or tiredness). Rest will help your child recover more quickly. Your child may become upset that he/she cannot participate in activities.
3. Together with your child or teen, learn more about concussions. Talk about the potential long-term effects of concussion and the problems caused by returning too soon to daily activities to quickly (especially physical activity and learning/concentration).

## How can I help my child return to school safely after a concussion?

Help your child or teen get needed support when returning to school after a concussion. Talk with your child's school administrators, teachers, school nurse, coach, and counselor about your child's concussion and symptoms. Your child may feel frustrated, sad, and even angry because he/she cannot keep up with schoolwork and learn as well after a concussion. Your child may also feel isolated from peers and social networks. Talk often with your child about these issues and offer your support and encouragement. As your child's symptoms decrease, the extra help or support can be removed gradually. Children and teens who return to school after a concussion may need to:

- Take rest breaks as needed,
- Spend fewer hours at school,
- Be given more time to take tests or complete assignments,
- Receive help with schoolwork, and/or
- Reduce time spent reading, writing, or on the computer.



To download this fact sheet in Spanish, please visit: [www.cdc.gov/Concussion](http://www.cdc.gov/Concussion). Para obtener una copia electrónica de esta hoja de información en español, por favor visite: [www.cdc.gov/Concussion](http://www.cdc.gov/Concussion)

To learn more about concussions go to:

[www.cdc.gov/Concussion](http://www.cdc.gov/Concussion); [www.wiaawi.org](http://www.wiaawi.org); [www.nfhs.org](http://www.nfhs.org)